

TEMPLE OF HUMANITY TRUST
Adarsh Public School
Kapil Park, Opp. Pink Flats
Rajpura Road, Haibowl Khurd, Ludhiana

BALANCE SHEET AS ON 31st March, 2020

Liabilities	Amount (in Rs.)	Assets	Amount (in Rs.)
<u>Corpus Fund</u>	37,36,920	<u>Fixed Assets (Annexure - D)</u>	1,54,75,970
<u>Reserve fund (Annexure - A)</u>	2,03,81,027	<u>Current Assets, Loans & Advances</u>	
<u>Current Liabilities & Provisions</u>		<u>Current Assets</u>	
Other Payable (Annexure-B)	1,16,846	Cash in hand	31,343
Advances & Securites (Annexure C)	3,36,000	Bank Balances (Annexure E)	88,83,550
		Securities & Other Assets (Annexure F)	1,79,930
Total	2,45,70,793	Total	2,45,70,793



In terms of our seperate report on even date annexed

For Temple of Humanity Trust


 President


 Gen. Secretary

For Rishabh Marwaha & Associates
 Chartered Accountants


 Rishabh Marwaha (Prop.)
 (M. No. 524148)


Place: Ludhiana
 Date:

TEMPLE OF HUMANITY TRUST
Adarsh Public School
Kapil Park, Opp. Pink Flats
Rajpura Road, Haibowl Khurd, Ludhiana

Income & Expenditure A/c for the year ending on 31st March, 2020

Particulars	Amount (in Rs.)	Particulars	Amount (in Rs.)
To Affiliation Renewal Fee	50,000	By Admission Fees	8,05,500
To Audit Fee	12,980	By Annual charges	15,45,500
To Bank Charges	1,976	By Bank Interest	5,00,094
To Building Safety Certificate Fee	10,000	By Donation	6,15,803
To Carriage exp	9,585	By Examination Fees	1,69,480
To Electricity Expenses (PSEB)	2,73,050	By Misc. Income	73,715
To EPF	84,743	By NSKT Scholarships	1,39,800
To ESIC	2,21,796	By Raddi Disposed	8,837
To Examination Charges	1,08,938	By Tuition Fees	85,23,110
To Function Expenses	58,304	By Rebate & Discount	2,360
To Gardening Expenses	13,005	By Scholarships Gowshala	15,000
To Gen Set Running & Maint. Exp.	47,580		
To Interest on TDS	230		
To Labour Welfare Fund	820		
To Membership Fee of Sahodhiya	3,000		
To Misc. Exp	1,701		
To Medical Expenses	323		
To Meeting exp	19,721		
To Newspaper & perodicals	13,820		
To NSKT Scholarship	1,24,002		
To Photostate Charges	5,003		
To Postage & Courier	257		
To Printing & stationery	1,29,810		
To Professional Charges	25,960		
To Property tax	14,166		
To Reimbursement of Conveyance	15,190		
To Repairs (Annexure - G)	5,79,000		
To Salary	69,18,070		
To School Cleaning Expenses	61,882		
To School Website Exp.	14,160		
To Smart Class Charges	47,719		
To Sports Expense	37,434		
To Staff Welfare	36,438		
To Staff Uniform	16,927		
To Teacher Training Exp.	10,500		
To Telephone Exp.	11,304		
To Depreciation	16,75,379		
	1,06,54,774		
To excess of income over expenditure	17,44,425		
Total	1,23,99,199	Total	1,23,99,199

In terms of our seperate report on even date annexed


For Temple of Humanity Trust


 President


 Gen. Secretary

Place: Ludhiana
 Date:

For Rishabh Marwaha & Associates
 Chartered Accountants



TEMPLE OF HUMANITY TRUST

Details of Reserve & Surplus

Annexure - A

Particulars	Amt. (in Rs.)
<u>Excess of Income over Expenditure:</u>	
Balance as on 01.04.2019	1,86,36,602
Add: Current year's surplus	17,44,425
	2,03,81,027
Total	2,03,81,027

Details of Other Payable

Annexure-B

Particulars	Amount (in Rs.)
Audit Fee Payable	12,980
EPF payable	16,243
Esic Payable	28,732
Punjab Development Tax Payable	600
Labour Welfare Fund Payable	625
TDS Payable	3,300
<u>SUNDRY CREDITORS</u>	
Divine Outfits	16,989
Jagdish Tent House	8,450
KKK Art	4,956
Peace Storage System Pvt. Ltd.	19,470
Punjab Copy Center	1,531
Rishi Service Station	2,970
Total	1,16,846

Details of Advances & Securities

Annexure-C

Particulars	Amount (in Rs.)
Advance Tuition Fee	8,000
Advance Admission Fees	1,93,000
Advance Annual Charges	2,000
Teacher's Security	1,33,000
Total	3,36,000



TEMPLE OF HUMANITY TRUST

SCHEDULE OF FIXED ASSETS AS ON 31ST MARCH, 2020

Annexure - D

S.NO.	ASSET	RATE OF DEP.	W.D.V. AS ON 01.04.2019	ADDITIONS UP TO 30.09.2019	ADDITIONS AFTER 30.09.2019	TOTAL	SALE/ TRANSFER	TOTAL	DEP.	W.D.V. AS ON 31.03.2020
1	LAND & BUILDING:									
a	Land	0%	84,000	-	-	84,000	-	84,000	-	84,000
b	Building	10%	1,43,99,145	-	10,73,133	1,54,72,278	-	1,54,72,278	14,93,571	1,39,78,707
	Total		1,44,83,145	-	10,73,133	1,55,56,278	-	1,55,56,278	14,93,571	1,40,62,707
2	PLANT & MACHINERY									
a	Air Conditioner	15%	3,051	-	35,000	38,051	-	38,051	3,083	34,968
b	Attendance Machine	15%	6,141	-	-	6,141	-	6,141	921	5,220
c	Drill Machine	15%	1,572	-	-	1,572	-	1,572	236	1,336
d	Black Board	15%	2,066	-	-	2,066	-	2,066	310	1,756
e	Computers	40%	2,695	1,600	-	4,295	1,500.00	2,795	1,118	1,677
f	Sports Equipement	15%	14,012	-	1,920	15,932	-	15,932	2,246	13,686
g	Fans	15%	18,885	-	3,028	21,913	-	21,913	3,287	18,626
h	Gardening Tools	15%	6,667	-	220	6,887	-	6,887	1,017	5,870
i	Swings Slide	15%	13,091	-	-	13,091	-	13,091	1,964	11,127
j	Tree Guard	15%	1,046	-	-	1,046	-	1,046	157	889
k	Water Cooler	15%	17,791	-	-	17,791	-	17,791	2,669	15,122
l	Reference Books	40%	122	-	-	122	-	122	49	73
m	Display Boards	15%	7,875	-	-	7,875	-	7,875	1,181	6,694
n	Science Lab Equipments	15%	28,840	7,337	-	36,177	-	36,177	5,427	30,750
o	Library books	15%	2,568	13,808	-	16,376	-	16,376	2,456	13,920
p	Voice Recorder	15%	4,343	-	-	4,343	-	4,343	651	3,692
q	Warning System	15%	1,895	-	-	1,895	-	1,895	284	1,611
r	Smart Class	40%	67,993	-	-	67,993	-	67,993	27,197	40,796
	Total		2,00,653	25,773	37,140	2,63,566	1,500	2,62,066	54,253	2,07,813
3	FURNITURE & FIXTURE									
a	Electric Fitting	10%	3,85,478	-	-	3,85,478	-	3,85,478	38,548	3,46,930
b	Furniture & fixtures	10%	5,40,595	-	72,570	6,13,165	-	6,13,165	57,688	5,55,477
c	Music System	10%	4,439	-	4,400	8,839	-	8,839	664	8,175
d	Music Instruments	10%	42,651	1,250	4,500	48,401	-	48,401	4,615	43,786
e	Notice Board	10%	1,624	-	-	1,624	-	1,624	162	1,462
f	Fly Killer	10%	2,185	-	-	2,185	-	2,185	219	1,966
g	Photostate Machine	10%	71,746	-	-	71,746	-	71,746	7,175	64,571
h	Office Equipments	10%	372	-	-	372	-	372	37	335
i	Fire Extinguisher	10%	17,367	-	11,800	29,167	-	29,167	2,327	26,840
j	Flag Pole	10%	-	-	3,250	3,250	-	3,250	163	3,087
k	Hot Case	10%	1,904	-	2,500	4,404	-	4,404	315	4,089
l	Telephone Hand Sets	10%	13,955	-	-	13,955	-	13,955	1,396	12,559
m	CCTV & Surveillance System	10%	1,01,684	-	13,340	1,15,024	-	1,15,024	10,835	1,04,189
n	Kitchen equipment	10%	3,647	-	-	3,647	-	3,647	365	3,282
o	Room Heater	10%	-	400	1,780	1,780	-	1,780	89	1,691
p	Umbrella	10%	-	400	-	400	-	400	40	360
q	Inverter & Battery	10%	-	15,250	-	15,250	-	15,250	1,525	13,725
r	Intercom	10%	13,921	-	-	13,921	-	13,921	1,392	12,529
	Total		12,01,568	16,900	1,14,140	13,32,608	-	13,32,608	1,27,555	12,05,053
	DONATED ITEMS		397	-	-	397	-	397	-	397
	GRAND TOTAL		1,58,85,763	42,673	12,24,413	1,71,52,849	1,500	1,71,51,349	16,75,379	1,54,75,970



Details of Bank Balances

Annexure-E

Particulars	Amount (in Rs.)
PNB (5597)	9,82,788
IOB (952)	3,136
IOB (2181)	6,947
Fixed Deposit (189804000001926)	17,12,857
Fixed Deposit (189804000002873)	6,57,459
Fixed Deposit (189804000000057)	3,30,305
Fixed Deposit (189804000002017)	68,082
Fixed Deposit (189804000002871)	2,63,624
Fixed Deposit (189804000002870)	18,25,983
Fixed Deposit (189804000001323)	5,70,781
Fixed Deposit (189804000002820)	10,68,216
Fixed Deposit (189804000002872)	8,51,111
FDR D1 3688	5,34,261
FIX DEPOSIT (AUTO SWEEP)	8,000
Total	88,83,550

Details of Securities & Other Assets

Annexure-F

Particulars	Amount (in Rs.)
Electric Meter Security	5,500
Telephone Security	1,000
Prepaid Expenses	12,500
Net Plus Security	500
Saurabh Sehgal & Associates	3,300
Fees Receivable (Session 19-20)	1,57,130
Total	1,79,930



Details of Repairs

Annexure - G

Particulars	Amt. (in Rs.)
Repair & Maint. (water filter)	31,850
Repair to Air Conditioner	22,760
Repair to Cycle Rickshaw	2,180
Repairs to Computer	22,086
Repairs to Building	3,24,041
Repair to Electric Items & Fittings	52,602
Repair to Furniture & Fixtures	1,04,230
Repair to Intercom	500
Repair to Photostate Machine	12,401
Repair to Smart Class	1,400
Repair to Musical Instruments	1,200
Repair to Gardening tools	340
Repair to CCTV Cameras	2,550
Repair to Scooter	860
Total	5,79,000



TEMPLE OF HUMANITY TRUST

STATEMENT SHOWING FUNDS UTILISED FOR RELIGIOUS OR CHARITABLE PURPOSES FOR THE YEAR ENDING MARCH 31, 2020

SOURCES OF FUNDS:		
GROSS RECEIPTS:	1,23,99,199	1,23,99,199
Total		1,23,99,199
APPLICATION OF FUNDS:		
Expenses	1,06,54,774	
Less: Depreciation	16,75,379	89,79,395
Purchase of Fixed Assets		12,65,586
Total (a)		1,02,44,981
Percentage of Application over Sources		82.63%
Required Percentage		85.01%
Amount of Application required to be done (b)		1,05,40,559
Application less done during the year (b-a)		2,95,578
Excess Application Accumulated of Previous Years		
Utilised in current FY 2019-20		
2011-12	2,95,578	2,95,578
Total Application after utilising Previous Years Accumulation		1,05,40,559

Excess of source over application for the year 18,58,640

% of Application of Revenue of Trust & School for religious purpose on Charitable & religious Purpose on capital & Revenue 85.01%

	<u>Brought Forward</u>	<u>Less Utilized</u>	<u>Carry forward</u>
Excess application over sources for financial year 2011-12 carried forward to next year.	6,29,120	2,95,578	3,33,542
Excess application over sources for financial year 2012-13 carried forward to next year.	6,60,490	-	6,60,490
Excess application over sources for financial year 2014-15 carried forward to next year.	9,42,164	-	9,42,164



TEMPLE OF HUMANITY TRUST
Adarsh Public School
Kapil Park, Opp. Pink Flats
Rajpura Road, Haibowl Khurd, Ludhiana

BALANCE SHEET AS ON 31 March,2022

Liabilities	Amount (in Rs.)	Assets	Amount (in Rs.)
<u>Corpus Fund</u>	37,36,920	<u>Fixed Assets (Annexure - D)</u>	1,31,32,744
<u>Reserve fund (Annexure - A)</u>	2,44,86,254		
<u>Current Liabilities & Provisions</u>		<u>Current Assets, Loans & Advances</u>	
		<u>Current Assets</u>	
Other Payable (Annexure-B)	8,57,153	Cash in hand (Imprest A/c)	91,869
Advances & Securites (Annexure C)	21,83,000	Bank Balances (Annexure E)	1,79,53,809
		Securities & Other Assets (Annexure F)	84,905
Total	3,12,63,327	Total	3,12,63,327

In terms of our seperate report on even date annexed

For Temple of Humanity Trust

For Rishabh Marwaha & Associates
Chartered Accountants

President

Gen. Secretary

Rishabh Marwaha (Prop.)
(M. No. 524148)

Place: Ludhiana

Date:


TEMPLE OF HUMANITY TRUST
Adarsh Public School
Kapil Park, Opp. Pink Flats
Rajpura Road, Haibowl Khurd, Ludhiana

Income & Expenditure A/c for the year ending on 31 March, 2022

Particulars	Amount (in Rs.)	Particulars	Amount (in Rs.)
To Audit Fee	10,000	By Admission Fees	9,05,500
To Bank Charges	496	By Development Fund	18,90,850
To Building Safety Certificate Fee	10,000	By Bank Interest	7,78,860
To Carriage exp	5,900	By Donation	19,11,201
To Diwali exp	2,940	By Examination Fees	2,20,700
To Electricity Expenses (PSEB)	1,73,300	By Misc. Income	31,092
To EPF	59,259	By Raddi Disposed	24,400
To ESIC	2,32,010	By Tuition Fees	93,75,195
To Examination Charges	1,88,793	By NSKT Scholarship	1,03,450
To Fire Safety Certificate Expenses	5,000	By Donation From Punjab Govt.	5,00,000
To Function Exp.	6,142	By Rebate & Discount	500
To Gardening Expenses	1,56,299		
To Gen Set Running & Maint. Exp.	34,896		
To Labour Welfare Fund	1,840		
To Misc. Exp	12,240		
To Meeting exp	1,560		
To Newspaper & perodicals	2,480		
To Scholarship	68,280		
To Office Expense	3,278		
To Photostate Charges	14,326		
To Postage & Courier	367		
To Printing & stationery	1,25,460		
To Property tax	14,884		
To Reimbursement of Conveyance	14,600		
To Repairs (Annexure - G)	8,02,415		
To Salary	79,37,878		
To School Cleaning Expenses	54,575		
To Software Exp.	42,745		
To Staff Welfare	39,347		
To Staff Uniform	4,665		
To Teacher Day Exp.	28,000		
To Telephone Exp.	19,717		
To Depreciation	15,16,400		
	1,15,90,092		
To excess of income over expenditure	41,51,656		
Total	1,57,41,748	Total	1,57,41,748

In terms of our seperate report on even date annexed

For Temple of Humanity Trust




President

Gen. Secretary

Place: Ludhiana

Date:

For Rishabh Marwaha & Associates
Chartered Accountants



Rishabh Marwaha (Prop.)

(M. No. 524148)

TEMPLE OF HUMANITY TRUST

Details of Reserve & Surplus

Annexure - A

Particulars	Amt. (in Rs.)
Excess of Income over Expenditure:	
Balance as on 01.04.2021	2,03,34,599
Add: Current year's surplus	41,51,656
	2,44,86,254
Total	2,44,86,254

Details of Other Payable

Annexure-B

Particulars	Amount (in Rs.)
Audit Fee Payable	10,000
Cheque issue but not yet presented	53,771
EPF payable	13,695
Esic Payable	23,504
Punjab Development Tax Payable	400
Labour Welfare Fund Payable	1,669
Salary Payable	7,29,114
TDS Payable	25,000
Total	857153.10

Details of Advances & Securities

Annexure-C

Particulars	Amount (in Rs.)
Advance Admission Fee Received	10,55,000
Advance Development Charges 22-23	10,25,500
Teacher's Security	1,02,500
Total	21,83,000



Details of Bank Balances

Annexure-E

Particulars	Amount (in Rs.)
PNB (5597)	3,47,754
IOB (952)	30,892
IOB (2181)	56,260
Fixed Deposit (189804000001926)	19,30,460
Fixed Deposit (1898044789)	7,39,302
Fixed Deposit IOB 5421	20,44,408
Fixed Deposit IOB 5524	10,16,801
Fixed Deposit (1898044671)	3,63,183
Fixed Deposit (1898044672)	6,33,622
Fixed Deposit (189804000002017)	76,845
Fixed Deposit (189804000002870)	20,89,606
Fixed Deposit (189804000002871)	3,01,684
Fixed Deposit (189804000002872)	9,73,989
Fixed Deposit (189804000002873)	7,52,379
FDR D1 3688	5,94,566
Fixed Deposit (189804) 4835	5,26,835
Fixed Deposit 246001000058167PNB	10,68,747
PNB Sweep	5,57,182
PNB Fixed Deposit	3,17,714
Fixed Deposit (Auto Sweep)	35,31,580
Total	1,79,53,809

Details of Securities & Other Assets

Annexure-F

Particulars	Amount (in Rs.)
Advance Membership Fees Of Sahodhya	4,000
TDS Receivable	73,905
Electric Meter Security	5,500
Telephone Security	1,000
Net Plus Security	500
Total	84,905



Details of Repairs

Annexure - G

Particulars	Amt. (in Rs.)
Repair to Cycle Rickshaw	190
Repairs to Computer	27,412
Repairs to Building	5,22,193
Repair to Electric Items & Fittings	77,893
Repair to Furniture & Fixtures	12,670
Repair to Air Conditioner	8,930
Repair to Photostate Machine	16,862
Repair To R/O System	84,965
Repair to Gardening tools	5,090
Repair To Smart Class	37,080
Repair to CCTV Cameras	9,130
Total	8,02,415



TEMPLE OF HUMANITY TRUST

**STATEMENT SHOWING FUNDS UTILISED FOR RELIGIOUS OR CHARITABLE
PURPOSES FOR THE YEAR ENDING March 31,2022**

<u>SOURCES OF FUNDS:</u>		
<u>GROSS RECEIPTS:</u>	1,57,41,748	1,57,41,748
Total		1,57,41,748
<u>APPLICATION OF FUNDS:</u>		
Expenses	1,15,90,092	
Less: Depreciation	15,16,400	1,00,73,692
Purchase of Fixed Assets		7,27,364
Total		1,08,01,056
<u>Less:- Application of Funds not paid during the year (Explanation to Section 11 w.e.f. AY 22-23)</u>		
- Other Payables		(8,57,153)
<u>Add:- Amt. Paid during the year not considered as Application for earlier years (Explanation to Section 11 w.e.f. AY 22-23)</u>		
		-
<u>Add:- Amount of option under clause (2) of the Explanation 1 to section 11(1) (Form 9A)</u>		
- Interest Accrued but not received		7,12,872
Total (a)		1,06,56,775
Percentage of Application over Sources		67.70%
Required Percentage		85.01%
Amount of Application required to be done (b)		1,33,82,060
Application less done during the year (b-a)		27,50,000
Total Application after utilising Previous Years Accumulation		1,34,06,775

Excess of source over application for the year 23,34,973

% of Application of Revenue of Trust & School for religious purpose on Charitable & religious Purpose on capital & Revenue 85.17%

TEMPLE OF HUMANITY TRUST

**STATEMENT SHOWING FUNDS UTILISED FOR RELIGIOUS OR CHARITABLE
PURPOSES FOR THE YEAR ENDING MARCH 31, 2021**

<u>SOURCES OF FUNDS:</u>		
<u>GROSS RECEIPTS:</u>	1,02,22,039	1,02,22,039
Total		1,02,22,039
<u>APPLICATION OF FUNDS:</u>		
Expenses	1,02,68,466	
Less: Depreciation	15,62,244	87,06,222
Purchase of Fixed Assets		7,851
Total (a)		87,14,073
Percentage of Application over Sources		85.25%
Required Percentage		85.01%
Amount of Application required to be done (b)		86,89,755
Application less done during the year (b-a)		(24,318)
Total Application after utilising Previous Years Accumulation		87,14,073

Excess of source over application for the year 15,07,965

% of Application of Revenue of Trust & School for religious purpose on Charitable & religious Purpose on capital & Revenue 85.25%

TEMPLE OF HUMANITY TRUST

SCHEDULE OF FIXED ASSETS AS ON 31 Mar,2022

Annexure - D

S.NO.	ASSET	RATE OF DEP.	W.D.V. AS ON 01.04.2021	ADDITIONS UP TO 03.10.2021	ADDITIONS AFTER 03.10.2021	TOTAL	SALE/ TRANSFER	TOTAL	DEP.	W.D.V. AS ON 31.03.22
1	LAND & BUILDING:									
a	Land	0%	84,000	-	-	84,000	-	84,000	-	84,000
b	Building	10%	1,25,80,836	-	-	1,25,80,836	-	1,25,80,836	12,58,084	1,13,22,752
	Total		1,26,64,836	-	-	1,26,64,836	-	1,26,64,836	12,58,084	1,14,06,752
2	PLANT & MACHINERY									
a	Air Conditioner	15%	29,723	-	-	29,723	3,000.00	26,723	4,008	22,715
b	Attendance Machine	15%	4,437	-	12,500	16,937	-	16,937	1,603	15,334
c	Drill Machine	15%	1,136	-	-	1,136	-	1,136	170	966
d	Black Board	15%	1,493	-	-	1,493	-	1,493	224	1,269
e	Sports Equipment	15%	11,633	-	31,899	43,532	-	43,532	4,137	39,395
f	Fans	15%	15,832	-	1,650	17,482	-	17,482	2,499	14,983
g	Fire Safety Systems	15%	-	-	60,416	60,416	-	60,416	4,531	55,885
h	Gardening Tools	15%	5,484	-	2,000	7,484	-	7,484	973	6,511
i	Swings Slide	15%	9,458	-	30,000	39,458	-	39,458	3,669	35,789
j	Tree Guard	15%	756	-	-	756	-	756	113	643
k	Water Cooler	15%	12,854	-	-	12,854	-	12,854	1,928	10,926
l	Water Tank	15%	-	-	3,706	3,706	-	3,706	278	3,428
m	Display Boards	15%	5,690	-	-	5,690	-	5,690	854	4,836
n	Science Lab Equipments	15%	26,137	-	-	26,137	-	26,137	3,921	22,216
o	Library books	15%	11,832	-	2,440	14,272	-	14,272	1,958	12,314
p	Voice Recorder	15%	3,138	-	-	3,138	-	3,138	471	2,667
q	Warning System	15%	1,369	-	-	1,369	-	1,369	205	1,164
r	Computers	40%	3,838	-	5,45,421	5,49,259	12,400	5,36,859	1,65,659	4,31,200
s	Reference Books	40%	44	-	-	44	44	-	-	14,687
t	Smart Class	40%	24,478	-	-	24,478	-	24,478	9,791	14,687
	Total		1,69,332	-	6,90,032	8,59,364	15,444	8,43,920	1,46,992	6,96,928
3	FURNITURE & FIXTURE									
a	Electric Fitting	10%	3,12,237	-	-	3,12,237	-	3,12,237	31,224	2,81,013
b	Furniture & fixtures	10%	4,99,929	-	53,100	5,53,029	-	5,53,029	52,648	5,00,381
c	Music System	10%	7,357	-	-	7,357	-	7,357	736	6,621
d	Music Instruments	10%	41,874	-	-	41,874	-	41,874	4,187	37,687
e	Notice Board	10%	1,316	-	-	1,316	-	1,316	132	1,184
f	Fly Killer	10%	1,769	-	-	1,769	-	1,769	177	1,592
g	Photostate Machine	10%	58,114	-	-	58,114	-	58,114	5,811	52,303
h	Office Equipments	10%	301	-	-	301	-	301	30	271
i	Fire Extinguisher	10%	24,156	-	-	24,156	-	24,156	2,416	21,740
j	Flag Pole	10%	2,778	-	-	2,778	-	2,778	278	2,500
k	Hot Case	10%	3,680	-	-	3,680	-	3,680	3,312	3,312
l	Telephone&land Sets	10%	11,303	-	-	11,303	-	11,303	1,130	10,173
m	CCTV & Surveillance System	10%	93,770	-	-	93,770	-	93,770	9,377	84,393
n	Kitchen equipment	10%	2,954	-	-	2,954	-	2,954	295	2,659
o	Room Heater	10%	1,522	-	-	1,522	-	1,522	152	1,370
p	Umbrella	10%	324	-	-	324	324	-	12,352	11,117
q	Inverter & Battery	10%	12,352	-	-	12,352	-	12,352	1,235	11,117
r	Intercom	10%	11,276	-	-	11,276	-	11,276	1,128	10,148
	Total		10,87,012	-	53,100	11,40,112	324	11,39,788	1,11,324	10,28,464
	DONATED ITEMS		599	1	-	600	-	600	-	600
4	GRAND TOTAL		1,39,21,779	1	7,43,132	1,46,64,912	15,768	1,46,49,144	15,16,400	1,31,32,744

TEMPLE OF HUMANITY TRUST
Adarsh Public School
Kapil Park, Opp. Pink Flats
Rajpura Road, Haibowl Khurd, Ludhiana

BALANCE SHEET AS ON 31 March,2022

Liabilities	Amount (in Rs.)	Assets	Amount (in Rs.)
<u>Corpus Fund</u>	37,36,920	<u>Fixed Assets (Annexure - D)</u>	1,31,32,744
<u>Reserve fund (Annexure - A)</u>	2,44,86,254		
<u>Current Liabilities & Provisions</u>		<u>Current Assets, Loans & Advances</u>	
		<u>Current Assets</u>	
Other Payable (Annexure-B)	8,57,153	Cash in hand (Imprest A/c)	91,869
Advances & Securites (Annexure C)	21,83,000	Bank Balances (Annexure E)	1,79,53,809
		Securities & Other Assets (Annexure F)	84,905
Total	3,12,63,327	Total	3,12,63,327

In terms of our seperate report on even date annexed

For Temple of Humanity Trust

For Rishabh Marwaha & Associates
Chartered Accountants

President

Gen. Secretary

Rishabh Marwaha (Prop.)
(M. No. 524148)

Place: Ludhiana

Date:

TEMPLE OF HUMANITY TRUST
Adarsh Public School
Kapil Park, Opp. Pink Flats
Rajpura Road, Haibowl Khurd, Ludhiana

Income & Expenditure A/c for the year ending on 31 March,2022

Particulars	Amount (in Rs.)	Particulars	Amount (in Rs.)
To Audit Fee	10,000	By Admission Fees	9,05,500
To Bank Charges	496	By Development Fund	18,90,850
To Building Safety Certificate Fee	10,000	By Bank Interest	7,78,860
To Carriage exp	5,900	By Donation	19,11,201
To Diwali exp	2,940	By Examination Fees	2,20,700
To Electricity Expenses (PSEB)	1,73,300	By Misc. Income	31,092
To EPF	59,259	By Raddi Disposed	24,400
To ESIC	2,32,010	By Tuition Fees	93,75,195
To Examination Charges	1,88,793	By NSKT Scholarship	1,03,450
To Fire Safety Certificate Expenses	5,000	By Donation From Punjab Govt.	5,00,000
To Function Exp.	6,142	By Rebate & Discount	500
To Gardening Expenses	1,56,299		
To Gen Set Running & Maint. Exp.	34,896		
To Labour Welfare Fund	1,840		
To Misc. Exp	12,240		
To Meeting exp	1,560		
To Newspaper & perodicals	2,480		
To Scholarship	68,280		
To Office Expense	3,278		
To Photostate Charges	14,326		
To Postage & Courier	367		
To Printing & stationery	1,25,460		
To Property tax	14,884		
To Reimbursement of Conveyance	14,600		
To Repairs (Annexure - G)	8,02,415		
To Salary	79,37,878		
To School Cleaning Expenses	54,575		
To Software Exp.	42,745		
To Staff Welfare	39,347		
To Staff Uniform	4,665		
To Teacher Day Exp.	28,000		
To Telephone Exp.	19,717		
To Depreciation	15,16,400		
	1,15,90,092		
To excess of income over expenditure	41,51,656		
Total	1,57,41,748	Total	1,57,41,748

In terms of our seperate report on even date annexed

For Temple of Humanity Trust





President

Gen. Secretary

Place: Ludhiana

Date:

For Rishabh Marwaha & Associates
Chartered Accountants

Rishabh Marwaha (Prop.)
(M. No. 524148)

TEMPLE OF HUMANITY TRUST

Details of Reserve & Surplus

Annexure - A

Particulars	Amt. (in Rs.)
Excess of Income over Expenditure:	
Balance as on 01.04.2021	2,03,34,599
Add: Current year's surplus	41,51,656
	2,44,86,254
Total	2,44,86,254

Details of Other Payable

Annexure-B

Particulars	Amount (in Rs.)
Audit Fee Payable	10,000
Cheque issue but not yet presented	53,771
EPF payable	13,695
Esic Payable	23,504
Punjab Development Tax Payable	400
Labour Welfare Fund Payable	1,669
Salary Payable	7,29,114
TDS Payable	25,000
Total	857153.10

Details of Advances & Securities

Annexure-C

Particulars	Amount (in Rs.)
Advance Admission Fee Received	10,55,000
Advance Development Charges 22-23	10,25,500
Teacher's Security	1,02,500
Total	21,83,000



Details of Bank Balances

Annexure-E

Particulars	Amount (in Rs.)
PNB (5597)	3,47,754
IOB (952)	30,892
IOB (2181)	56,260
Fixed Deposit (189804000001926)	19,30,460
Fixed Deposit (1898044789)	7,39,302
Fixed Deposit IOB 5421	20,44,408
Fixed Deposit IOB 5524	10,16,801
Fixed Deposit (1898044671)	3,63,183
Fixed Deposit (1898044672)	6,33,622
Fixed Deposit (189804000002017)	76,845
Fixed Deposit (189804000002870)	20,89,606
Fixed Deposit (189804000002871)	3,01,684
Fixed Deposit (189804000002872)	9,73,989
Fixed Deposit (189804000002873)	7,52,379
FDR D1 3688	5,94,566
Fixed Deposit (189804) 4835	5,26,835
Fixed Deposit 246001000058167PNB	10,68,747
PNB Sweep	5,57,182
PNB Fixed Deposit	3,17,714
Fixed Deposit (Auto Sweep)	35,31,580
Total	1,79,53,809

Details of Securities & Other Assets

Annexure-F

Particulars	Amount (in Rs.)
Advance Membership Fees Of Sahodhya	4,000
TDS Receivable	73,905
Electric Meter Security	5,500
Telephone Security	1,000
Net Plus Security	500
Total	84,905



Details of Repairs

Annexure - G

Particulars	Amt. (in Rs.)
Repair to Cycle Rickshaw	190
Repairs to Computer	27,412
Repairs to Building	5,22,193
Repair to Electric Items & Fittings	77,893
Repair to Furniture & Fixtures	12,670
Repair to Air Conditioner	8,930
Repair to Photostate Machine	16,862
Repair To R/O System	84,965
Repair to Gardening tools	5,090
Repair To Smart Class	37,080
Repair to CCTV Cameras	9,130
Total	8,02,415



TEMPLE OF HUMANITY TRUST

**STATEMENT SHOWING FUNDS UTILISED FOR RELIGIOUS OR CHARITABLE
PURPOSES FOR THE YEAR ENDING March 31,2022**

<u>SOURCES OF FUNDS:</u>		
<u>GROSS RECEIPTS:</u>	1,57,41,748	1,57,41,748
Total		1,57,41,748
<u>APPLICATION OF FUNDS:</u>		
Expenses	1,15,90,092	
Less: Depreciation	15,16,400	1,00,73,692
Purchase of Fixed Assets		7,27,364
Total		1,08,01,056
<u>Less:- Application of Funds not paid during the year (Explanation to Section 11 w.e.f. AY 22-23)</u>		
- Other Payables		(8,57,153)
<u>Add:- Amt. Paid during the year not considered as Application for earlier years (Explanation to Section 11 w.e.f. AY 22-23)</u>		
		-
<u>Add:- Amount of option under clause (2) of the Explanation 1 to section 11(1) (Form 9A)</u>		
- Interest Accrued but not received		7,12,872
Total (a)		1,06,56,775
Percentage of Application over Sources		67.70%
Required Percentage		85.01%
Amount of Application required to be done (b)		1,33,82,060
Application less done during the year (b-a)		27,50,000
Total Application after utilising Previous Years Accumulation		1,34,06,775

Excess of source over application for the year 23,34,973

% of Application of Revenue of Trust & School for religious purpose on Charitable & religious Purpose on capital & Revenue 85.17%

TEMPLE OF HUMANITY TRUST
SCHEDULE OF FIXED ASSETS AS ON 31 Mar, 2022

Annexure - D

S.NO.	ASSET	RATE OF DEP.	W.D.V. AS ON 01.04.2021	ADDITIONS UP TO 03.10.2021	ADDITIONS AFTER 03.10.2021	TOTAL	SALE/ TRANSFER	TOTAL	DEP.	W.D.V. AS ON 31.03.22
1	LAND & BUILDING:									
a	Land	0%	84,000	-	-	84,000	-	84,000	-	84,000
b	Building	10%	1,25,80,836	-	-	1,25,80,836	-	1,25,80,836	12,58,084	1,13,22,752
	Total		1,26,64,836	-	-	1,26,64,836	-	1,26,64,836	12,58,084	1,14,06,752
2	PLANT & MACHINERY									
a	Air Conditioner	15%	29,723	-	-	29,723	3,000.00	26,723	4,008	22,715
b	Attendance Machine	15%	4,437	-	12,500	16,937	-	16,937	1,603	15,334
c	Drill Machine	15%	1,136	-	-	1,136	-	1,136	170	966
d	Black Board	15%	1,493	-	-	1,493	-	1,493	224	1,269
e	Sports Equipment	15%	11,633	-	31,899	43,532	-	43,532	4,137	39,395
f	Fans	15%	15,832	-	1,650	17,482	-	17,482	2,499	14,983
g	Fire Safety Systems	15%	-	-	60,416	60,416	-	60,416	4,531	55,885
h	Gardening Tools	15%	5,484	-	2,000	7,484	-	7,484	973	6,511
i	Swings Slide	15%	9,458	-	30,000	39,458	-	39,458	3,669	35,789
j	Tree Guard	15%	756	-	-	756	-	756	113	643
k	Water Cooler	15%	12,854	-	-	12,854	-	12,854	1,928	10,926
l	Water Tank	15%	-	-	3,706	3,706	-	3,706	278	3,428
m	Display Boards	15%	5,690	-	-	5,690	-	5,690	854	4,836
n	Science Lab Equipments	15%	26,137	-	-	26,137	-	26,137	3,921	22,216
o	Library books	15%	11,832	-	2,440	14,272	-	14,272	1,958	12,314
p	Voice Recorder	15%	3,138	-	-	3,138	-	3,138	471	2,667
q	Warning System	15%	1,369	-	-	1,369	-	1,369	205	1,164
r	Computers	40%	3,838	-	5,45,421	5,49,259	12,400	5,36,859	1,65,659	4,31,200
s	Reference Books	40%	44	-	-	44	44	-	-	-
t	Smart Class	40%	24,478	-	-	24,478	-	24,478	9,791	14,687
	Total		1,69,332	-	6,90,032	8,59,364	15,444	8,43,920	1,45,992	6,96,928
3	FURNITURE & FIXTURE									
a	Electric Fitting	10%	3,12,237	-	-	3,12,237	-	3,12,237	31,224	2,81,013
b	Furniture & fixtures	10%	4,99,929	-	53,100	5,53,029	-	5,53,029	52,648	5,00,381
c	Music System	10%	7,357	-	-	7,357	-	7,357	736	6,621
d	Music Instruments	10%	41,874	-	-	41,874	-	41,874	4,187	37,687
e	Notice Board	10%	1,316	-	-	1,316	-	1,316	132	1,184
f	Fly Killer	10%	1,769	-	-	1,769	-	1,769	177	1,592
g	Photostate Machine	10%	58,114	-	-	58,114	-	58,114	5,811	52,303
h	Office Equipments	10%	301	-	-	301	-	301	30	271
i	Fire Extinguisher	10%	24,156	-	-	24,156	-	24,156	2,416	21,740
j	Flag Pole	10%	2,778	-	-	2,778	-	2,778	278	2,500
k	Hot Case	10%	3,680	-	-	3,680	-	3,680	3,688	3,312
l	Telephone Hand Sets	10%	11,303	-	-	11,303	-	11,303	1,130	10,173
m	CCTV & Surveillance System	10%	93,770	-	-	93,770	-	93,770	9,377	84,393
n	Kitchen equipment	10%	2,954	-	-	2,954	-	2,954	295	2,659
o	Room Heater	10%	1,522	-	-	1,522	-	1,522	152	1,370
p	Umbrella	10%	324	-	-	324	324	-	-	-
q	Inverter & Battery	10%	12,352	-	-	12,352	-	12,352	1,235	11,117
r	Intercom	10%	11,276	-	-	11,276	-	11,276	1,128	10,148
	Total		10,87,012	-	53,100	11,40,112	324	11,39,788	1,11,324	10,28,464
	DONATED ITEMS		599	1	-	600	-	600	-	600
4	GRAND TOTAL		1,39,21,779	1	7,43,132	1,46,64,912	15,768	1,46,49,144	15,16,400	1,31,32,744